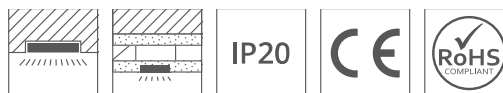


Profile GIZA-LL-UST

Ref. A02724N

Ref. arch C2724



- Mounting to 16 mm | 0.63" drywall
- No collision with the ceiling structure
- Stable mounting to a suspended ceiling
- Non visible aluminum elements

APPLICATION

- main, decorative and functional lighting

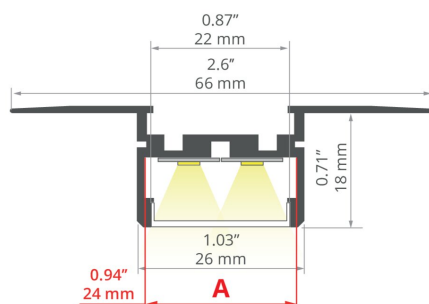
MOUNTING

- in drywall, with screws
- can be easily connected into runs and systems

ADDITIONAL INFORMATION

- smooth transition from a recessed into a suspended fixture
- in order to protect the lighting fixture during installation, a TECH-22 protective insert should be used
- standard lengths of KLUŚ profiles and covers: 1000 mm (tolerance ± 1.5 mm) and 2005 mm / 3010 mm (tolerance + 5 mm); for selected covers: 6050 mm, 10050 mm (tolerance + 5 mm)
- when choosing a different length of profiles / covers than available in the standard, you should additionally choose the cutting service at KLUŚ

TECHNICAL DRAWING



TECHNICAL SPECIFICATIONS

Material	aluminum
Color	■ silver non anodized
Possible fixture IP	20
Possible fixture shapes	linear, polygonal
Profile cross-section	rectangular
Width	66 mm
Height	19 mm
LED gluing width A	24 mm
Number of LED strips A (8 mm wide)	3
Possibility of obtaining a line of light	yes
Building type	Commercial, Retail, Entertainment/ Arts
Facility zone	office, lobby / foyer, conference room, communication routes and corridors
The cover is cut to the length of the profile	yes
Can be easily connected into runs	yes
Wire out back of extrusion	yes

Length	Ref
1000 mm	A02724N_1 C2724NA_1
2005 mm	A02724N_2 C2724NA_2
3010 mm	A02724N_3 C2724NA_3



Profile GIZA-LL-UST

Ref. A02724N

Ref. arch C2724

KLUŚ Inspiring
Solutions

SAMPLE PROJECTS



RELATED PROFILES > ARCHITECTURAL























GIZA-LL
A00758
Ref. arch C0758

Profile GIZA-LL-UST

Ref. A02724N

Ref. arch C2724

RELATED ACCESSORIES > RELATED COVERS





NAME	MATERIAL	MATERIAL TRANSMITTANCE	COLOR	REF.
DILENSO NEW		PC	56 %	 clear B17173 17173
			47 %	 frosted B17203M 00413
			69 %	B17006M 17010
G-L		PMMA	85 %	 semi-transparent 17008 17008
			95 %	 clear B17006T 17006
			85 %	 semi-transparent B17006F 17017
			17008 17008	
			95 %	 clear B17006T 17006
G-K		PMMA	88 %	 semi-transparent B17013F 17016
			72 %	 frosted B17013M 17013
			24 %	 black B17013C 17014
			73 %	 frosted B17011M 17011
HS-22		PC	94 %	 clear B17011T 17022
			62 %	 frosted B17032M 17032V1
LIGER-22		PC	B17032M 17032V1OP	
			39 %	 black B17032C 17087
MUN-22		PC	86 %	 semi-transparent B17042F 17042

Profile GIZA-LL-UST

Ref. A02724N

Ref. arch C2724

RELATED ACCESSORIES > RELATED END CAPS

NAME	MATERIAL	COLOR	REF.
GIZA-LL		 gray	C24281C02 24281
		 white	C24281C10 24398
		 black	C24281C07 24383

RELATED ACCESSORIES > RELATED LED



K-1275-12V

K-1275-12

Ref. arch K-1275-12V



WP-K-1220-12V

KWP-1220-12

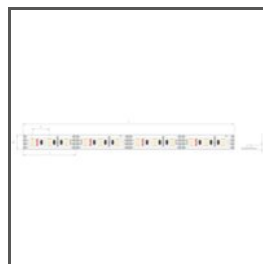
Ref. arch WP-K-1220-12V



WP-K-1220-IP65-12V

_bład

Ref. arch WP-K-1220-IP65-12V




K-1275-RGB-12V

K-RGB-1275-12

Ref. arch K-1275-RGB-12V

RELATED ACCESSORIES > RELATED LED > CRI 95+




WP-K-CR-1210-24V

KWP-CR-1210-24

Ref. arch WP-K-CR-1210-24V


RELATED ACCESSORIES > RELATED LED > HIGH EFFICACY



K-HE-0480-HD-24V

K-HEHD-0480-24


Ref. arch K-HE-0480-HD-24V



K-HE-0960-HD-24V

K-HEHD-0960-24

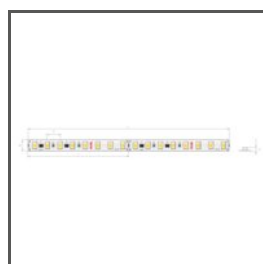
Ref. arch K-HE-0960-HD-24V



K-HE-1440-HD-24V

K-HEHD-1440-24

Ref. arch K-HE-1440-HD-24V



K-HE-1920-HD-24V

K-HEHD-1920-24

Ref. arch K-HE-1920-HD-24V

Profile GIZA-LL-UST

Ref. A02724N

Ref. arch C2724


RELATED ACCESSORIES > RELATED LED > RGB / RGB-W / RGB-CTT




K-1530-RGB+W-24V
K-RGBW-1530-24
Ref. arch K-1530-RGB+W-24V



WP-K-1530-RGB+W-24V
KWP-RGBW-1530-24
Ref. arch WP-K-1530-RGB+W-24V



K-1920-120-RGB-24V
K-RGB-1920-120-24
Ref. arch K-1920-120-RGB-24V




WP-K-1920-120-RGB-24V
KWP-1920-120-RGB-24
Ref. arch WP-K-1920-120-RGB-24V

RELATED ACCESSORIES > RELATED LED > WHITE MONO



WP-K-1640-HD-IP65-24V
KWP-GHD-1640-24
Ref. arch WP-K-1640-HD-IP65-24V



WP-K-1910-HD-IP65-24V
KWP-GHD-1910-24
Ref. arch WP-K-1910HDIP6524V



WP-K-1220-IP65-24V
KWP-1220-IP65-24
Ref. arch WP-K-1220-IP65-24V

RELATED ACCESSORIES > OTHER RELATED ACCESSORIES > CONDUCTIVE FASTENERS AND HEADS FOR PROFILES



FASTENER
OS22-LIN-Z
C28184L07, C28184L10
Ref. arch 42341L9005, 42341L9010



FASTENER
OS22-PRET-Z
C28186L07, C28186L10
Ref. arch 42344L9005, 42344L9010



FASTENER
OS22-DUO-LIN-Z
C28183L07, C28183L10
Ref. arch 42340L9005, 42340L9010



FASTENER
OS22-DUO-PRET-Z
C28185L07, 42343L9010
Ref. arch 42343L9005, 42343L9010

RELATED ACCESSORIES > OTHER RELATED ACCESSORIES > PROFILE MASKING COVERS



MASKING COVER
MP-22
C28261L01_0.25,
C28261L10_0.25,
C28261L07_0.25
Ref. arch 17167, 17167L9010,
17167L9005

Profile GIZA-LL-UST

Ref. A02724N

Ref. arch C2724

RELATED ACCESSORIES > OTHER RELATED ACCESSORIES > TECHNICAL AND PROTECTIVE INSERTS



PROTECTIVE INSERT

TECH-22

C24531C02

Ref. arch 17124