


Profile GLADES

Ref. A18036

Ref. arch 18036



- Smooth profile back
- Possibility to obtain UGR < 19
- Compartment for driver and electrical components
- Designed for IP54 protection rating
- Easy maintenance
- Wide range of accessories

APPLICATION

- main and decorative lighting

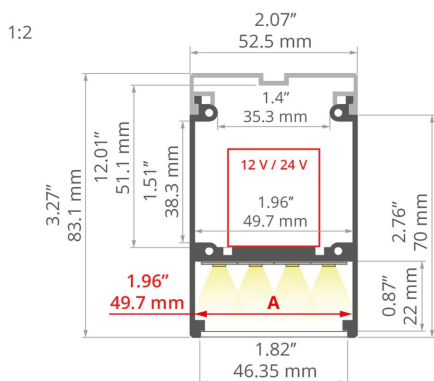
MOUNTING

- suspended or to the surface, using a dedicated mounting track, dedicated accessories or properly selected screws
- can be easily connected into runs and systems

ADDITIONAL INFORMATION

- the power supply can be secured inside the profile using dedicated accessories
- standard lengths of KLUŚ profiles and covers: 1000 mm (tolerance ± 1.5 mm) and 2005 mm / 3010 mm (tolerance + 5 mm); for selected covers: 6050 mm, 10050 mm (tolerance + 5 mm)
- when choosing a different length of profiles / covers than available in the standard, you should additionally choose the cutting service at KLUŚ

TECHNICAL DRAWING



TECHNICAL SPECIFICATIONS

Material	aluminum
Color	■ silver anodized
Possible fixture IP	20, 54
Possible fixture shapes	linear, polygonal
Profile cross-section	rectangular
Width	52.5 mm
Height	83.1 mm
LED gluing width A	49.7 mm
Number of LED strips A (8 mm wide)	6
Compartment for power supply	yes
Possibility of obtaining a line of light	yes
Building type	Commercial, Retail, Entertainment/ Arts, HoReCa object
Facility zone	office, conference room, communication routes and corridors, urban architecture
The cover is cut to the length of the profile	yes
Can be easily connected into runs	yes

Length	Ref
1000 mm	A18036A_1 18036ANODA_1
2005 mm	A18036A_2 18036ANODA_2
3010 mm	A18036A_3 18036ANODA_3

Profile GLADES

Ref. A18036



Ref. arch 18036

Wire out back of extrusion | yes




SAMPLE PROJECTS



RELATED ACCESSORIES > RELATED COVERS

NAME	MATERIAL	MATERIAL TRANSMITTANCE	COLOR	REF.
DHS		73 %	<input type="checkbox"/> frosted	B17052M 17052
		94 %	<input checked="" type="checkbox"/> clear	B17052T 17063
JUN-47		92 %	<input checked="" type="checkbox"/> clear	B17059P 17059

RELATED ACCESSORIES > RELATED END CAPS


NAME	MATERIAL	COLOR	REF.
DESIN		<input checked="" type="checkbox"/> silver	C24151L01 24151
		<input checked="" type="checkbox"/> black	C24151C02 24348
DES		steel	C28209A01 42616
DES-HQ		gray	C28218AS 42626

Profile GLADES


Ref. A18036

Ref. arch 18036


RELATED ACCESSORIES > RELATED LED > CRI 95+




K-CR-1210-24V
K-CR-1210-24
Ref. arch K-CR-1210-24V



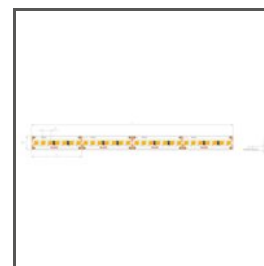
K-CR-1275-24V
K-CR-1275-24
Ref. arch K-CR-1275-24V




K-CR-1220-24V
K-CR-1220-24
Ref. arch K-CR-1220-24V



K-CR-1820-HD-24V
K-CRHD-1820-24
Ref. arch K-CR-1820-HD-24V



K-CR-1910-HD-24V
K-CRHD-1910-24
Ref. arch K-CR-1910-HD-24V



WP-K-CR-1210-24V
KWP-CR-1210-24
Ref. arch WP-K-CR-1210-24V



WP-K-CR-1220-24V
KWP-CR-1220-24
Ref. arch WP-K-CR-1220-24V



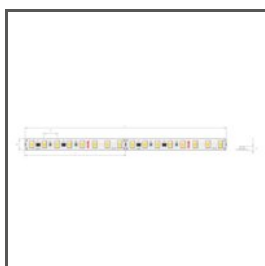
WP-K-CR-1275-24V
KWP-CR-1275-24
Ref. arch WP-K-CR-1275-24V

RELATED ACCESSORIES > RELATED LED > DIM TO WARM




K-27/50-1440-24V
K-27/50-1440-24

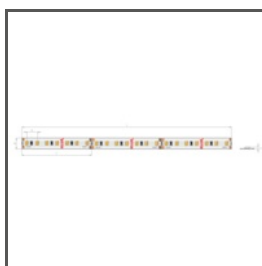
RELATED ACCESSORIES > RELATED LED > HIGH EFFICACY



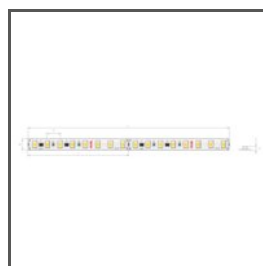
K-HE-0480-HD-24V
K-HEHD-0480-24
Ref. arch K-HE-0480-HD-24V



K-HE-0960-HD-24V
K-HEHD-0960-24
Ref. arch K-HE-0960-HD-24V



K-HE-1440-HD-24V
K-HEHD-1440-24
Ref. arch K-HE-1440-HD-24V



K-HE-1920-HD-24V
K-HEHD-1920-24
Ref. arch K-HE-1920-HD-24V

Profile GLADES

Ref. A18036

Ref. arch 18036

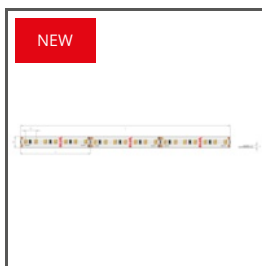
RELATED ACCESSORIES > RELATED LED > WHITE MONO



K-0530-HD-24V
K-HD-0530-24
Ref. arch K-0530-HD-24V



K-0480-24V
K-0480-24
Ref. arch K-0480-24V



K-0960-24V
K-0960-24
Ref. arch K-0960-24V



K-1440-24V
K-1440-24
Ref. arch K-1440-24V



K-2400-24
K-2400-24



WP-K-1220-IP65-24V
KWP-1220-IP65-24
Ref. arch WP-K-1220-IP65-24V



WP-K-1640-HD-IP65-24V
KWP-GHD-1640-24
Ref. arch WP-K-1640-HD-IP65-24V



WP-K-1910-HD-IP65-24V
KWP-GHD-1910-24
Ref. arch WP-K-1910HDIP6524V



WP-K-1440-24V
KWP-1440-24
Ref. arch WP-K-1440-24V




WP-K-0480-24V
KWP-0480-24
Ref. arch WP-K-0480-24V



WP-K-0960-24V
KWP-0960-24
Ref. arch WP-K-0960-24V




K2-1920-24
K2-1920-24



K3-2880-24
K3-2880-24

RELATED ACCESSORIES > OTHER RELATED ACCESSORIES > ADDITIONAL ITEMS



CANOPY
Fi-60mm
C24540

RELATED ACCESSORIES > OTHER RELATED ACCESSORIES > CONDUCTIVE FASTENERS AND HEADS FOR PROFILES



FASTENER

PUSZ-LIN-ZD

C28164N00, C28164L10,
C28164L07

Ref. arch 42279, 42279L9010,
42279L9005



FASTENER

PUSZ-PRET-ZD

C28167N00, C28167L10,
C28167L07

Ref. arch 42282, 42282L9010,
42282L9005

RELATED ACCESSORIES > OTHER RELATED ACCESSORIES > CONNECTORS



CONNECTOR

ZM-NA-120

C28242N00

Ref. arch 42729

RELATED ACCESSORIES > OTHER RELATED ACCESSORIES > FASTENERS AND HEADS FOR PROFILES



HEAD

BZP

C28113N00

Ref. arch 42213



FASTENER

UCHO-ZD

C28193N00

Ref. arch 42513

RELATED ACCESSORIES > OTHER RELATED ACCESSORIES > OTHER




GLAND

6x1,2

C24517C07

Ref. arch 00802



GLAND

M8x1

C42265N00

Ref. arch 42265

Profile GLADES

Ref. A18036

Ref. arch 18036

RELATED ACCESSORIES > OTHER RELATED ACCESSORIES > SECURITY AND BLOCKS




BLOCK

ZD

C28195N00

Ref. arch 42521



BLOCK

ZM

C28194N00

Ref. arch 42520

RELATED ACCESSORIES > OTHER RELATED ACCESSORIES > SUSPENSION AND MOUNTING SETS



FASTENER SET

RG-1

C28230P00, C28230P01,
C28230L10, C28230L07

Ref. arch 42647Ni, 42647GSS,
42647L9010, 42647L9005

RELATED ACCESSORIES > OTHER RELATED ACCESSORIES > TECHNICAL AND PROTECTIVE INSERTS



MOUNTING PAD

45

Z70457

Ref. arch 70457