

# Profile KOZMA

Ref. A18040

Ref. arch 18040



- Mounting to drywall
- No collision with the ceiling structure
- Line of light flush with the surface
- Non visible aluminum elements

## APPLICATION

- main and decorative lighting

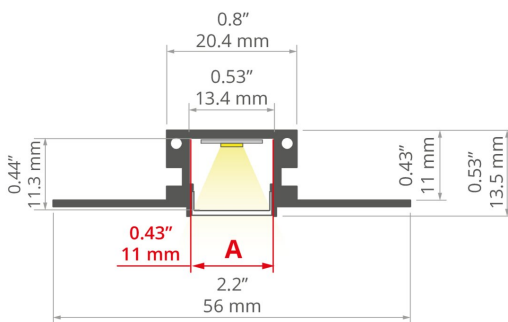
## MOUNTING

- in drywall, with mounting adhesive
- can be easily connected into runs and systems

## ADDITIONAL INFORMATION

- in order to protect the lighting fixture during installation, a TECH-KA protective insert should be used
- standard lengths of KLUŚ profiles and covers: 1000 mm (tolerance  $\pm 1.5$  mm) and 2005 mm / 3010 mm (tolerance + 5 mm); for selected covers: 6050 mm, 10050 mm (tolerance + 5 mm)
- when choosing a different length of profiles / covers than available in the standard, you should additionally choose the cutting service at KLUŚ

## TECHNICAL DRAWING



## TECHNICAL SPECIFICATIONS

Material	aluminum
Color	■ silver non anodized
Possible fixture IP	20, 67
Possible fixture shapes	linear, polygonal
Profile cross-section	rectangular
Width	56 mm
Height	13.5 mm
LED gluing width A	11 mm
Number of LED strips A (8 mm wide)	1
Building type	Commercial, Retail, Residential, HoReCa object, Entertainment/ Arts
Facility zone	communication routes and corridors, bathroom, lobby / foyer, office, conference room
The cover is cut to the length of the profile	yes
Can be easily connected into runs	yes
Mounting to drywall	yes
To cover with plaster	yes

Length	Ref
1000 mm	A18040N_1 18040NA_1
2005 mm	A18040N_2 18040NA_2
3010 mm	A18040N_3 18040NA_3

# Profile KOZMA

Ref. A18040


















Ref. arch 18040

Wire out back of extrusion | yes



## SAMPLE PROJECTS




## RELATED ACCESSORIES > RELATED COVERS

NAME		MATERIAL	MATERIAL TRANSMITTANCE	COLOR	REF.
LENSO	<b>NEW</b>	 PC	46.6 %	 clear	B17112T 17112
KA		 PC	63 %	 frosted	B17035M 17035
			91 %	 clear	B17035T 17036
KA-PRO		 PC	67 %	 frosted	B17064M 17064
			94 %	 clear	B17064T 17065
HS		 PC	73 %	 frosted	B17208M 1369
			94 %	 clear	B17208T 1370
KA-COM		 PVC	70 %	 frosted	B17179M 17179
			93 %	 clear	B17179T 17180
LIGER		 PC	70 %	 frosted	B17037M 17037
			32 %	 black	B17037C 17040

## RELATED ACCESSORIES > RELATED END CAPS

NAME		MATERIAL	COLOR	REF.
KOZMA		PP	 gray	C24217C02 24217

### RELATED ACCESSORIES > RELATED LED




**K-1210-12V**  
K-1210-12  
Ref. arch K-1210-12V



**K-1275-12V**  
K-1275-12  
Ref. arch K-1275-12V



**WP-K-1220-12V**  
KWP-1220-12  
Ref. arch WP-K-1220-12V




**WP-K-1275-12V**  
KWP-1275-12  
Ref. arch WP-K-1275-12V



**WP-K-1220-IP65-12V**  
\_błąd  
Ref. arch WP-K-1220-IP65-12V


### RELATED ACCESSORIES > RELATED LED > HIGH EFFICACY



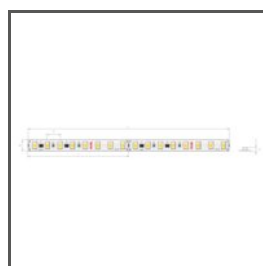
**K-HE-0480-HD-24V**  
K-HEHD-0480-24  
Ref. arch K-HE-0480-HD-24V



**K-HE-0960-HD-24V**  
K-HEHD-0960-24  
Ref. arch K-HE-0960-HD-24V



**K-HE-1440-HD-24V**  
K-HEHD-1440-24  
Ref. arch K-HE-1440-HD-24V




**K-HE-1920-HD-24V**  
K-HEHD-1920-24  
Ref. arch K-HE-1920-HD-24V


### RELATED ACCESSORIES > RELATED LED > RGB / RGB-W / RGB-CTT



**K-1530-RGB+W-24V**  
K-RGBW-1530-24  
Ref. arch K-1530-RGB+W-24V



**K-1920-120-RGB-24V**  
K-RGB-1920-120-24  
Ref. arch K-1920-120-RGB-24V



**WP-K-1920-120-RGB-24V**  
KWP-1920-120-RGB-24  
Ref. arch WP-K-1920-120-RGB-24V

### RELATED ACCESSORIES > RELATED LED > WHITE MONO



**WP-K-1640-HD-IP65-24V**  
KWP-GHD-1640-24  
Ref. arch WP-K-1640-HD-IP65-24V



**WP-K-1910-HD-IP65-24V**  
KWP-GHD-1910-24  
Ref. arch WP-K-1910HDIP6524V



**WP-K-1220-IP65-24V**  
KWP-1220-IP65-24  
Ref. arch WP-K-1220-IP65-24V

# Profile KOZMA

Ref. A18040

Ref. arch 18040

## RELATED ACCESSORIES > OTHER RELATED ACCESSORIES > CONNECTORS



CONNECTOR  
**ZM-60**  
C28243N00  
Ref. arch 42736



CONNECTOR  
**ZM-180**  
C28075N00  
Ref. arch 40693




CONNECTOR  
**ZM-NA-120**  
C28242N00  
Ref. arch 42729

## RELATED ACCESSORIES > OTHER RELATED ACCESSORIES > OTHER



GLAND  
**6x1,2**  
C24517C07  
Ref. arch 00802

## RELATED ACCESSORIES > OTHER RELATED ACCESSORIES > TECHNICAL AND PROTECTIVE INSERTS



PROTECTIVE INSERT  
**TECH-KA**  
C24530C02  
Ref. arch 17123