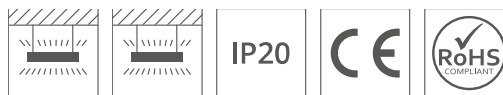
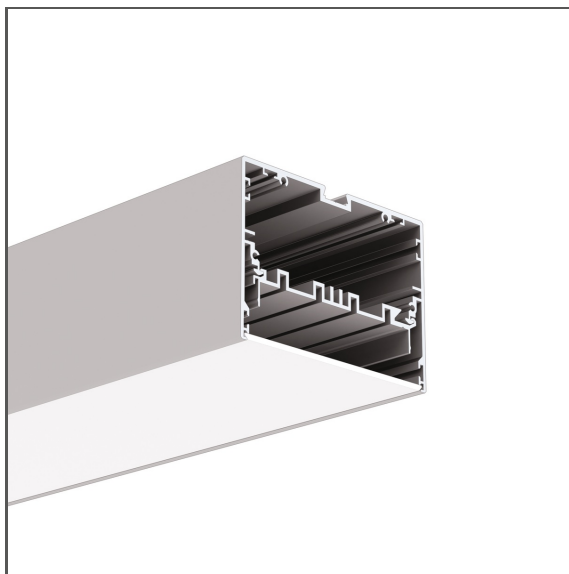


Profile MOD-100

Ref. A18049A

Ref. arch 18049



- Installation from below, wall to wall
- Possibility to obtain UGR < 19
- High lumen output
- Up/down lighting
- Compartment for driver and electrical components
- Easy maintenance

APPLICATION

- main and decorative lighting

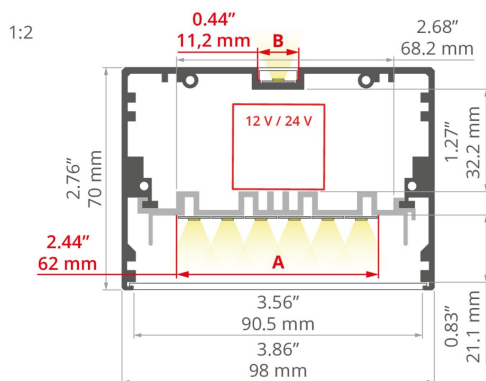
MOUNTING

- suspended, using dedicated accessories
- can be easily connected into runs and systems
- the cover is cut to the length of the lighting fixture

ADDITIONAL INFORMATION

- the luminous efficiency can be increased by 20% with the use of REFLEX 16-60 reflectors
- both LED strips and LED current modules can be used
- safety due to high vibration resistance
- standard lengths of KLUŚ profiles and covers: 1000 mm (tolerance ± 1.5 mm) and 2005 mm / 3010 mm (tolerance + 5 mm); for selected covers: 6050 mm, 10050 mm (tolerance + 5 mm)
- when choosing a different length of profiles / covers than available in the standard, you should additionally choose the cutting service at KLUŚ

TECHNICAL DRAWING



TECHNICAL SPECIFICATIONS

Material	aluminum
Color	silver anodized
Possible fixture IP	20
Possible fixture shapes	linear, polygonal
Profile cross-section	rectangular
Width	98 mm
Height	70 mm
LED gluing width A	62 mm
LED gluing width B	11.2 mm
Number of LED strips A (8 mm wide)	1
Compartment for power supply	yes
Possibility of obtaining a line of light	yes
Building type	Commercial, Retail, Entertainment/ Arts, HoReCa object
Facility zone	office, communication routes and corridors, conference room, lobby / foyer
The cover is cut to the length of the profile	yes

Length	Ref
1000 mm	A18049A_1 18049ANODA_1
2005 mm	A18049A_2 18049ANODA_2
3010 mm	A18049A_3 18049ANODA_3


Profile MOD-100

Ref. A18049A








Ref. arch 18049

Can be easily connected into runs	yes
Wire out back of extrusion	yes
Two directional lighting for suspended fixtures	yes

SAMPLE PROJECTS



RELATED ACCESSORIES > RELATED COVERS

NAME	MATERIAL	MATERIAL TRANSMITTANCE	COLOR	REF.
HS		73 %	<input type="checkbox"/> frosted	B17208M 1369
		94 %	<input checked="" type="checkbox"/> clear	B17208T 1370
KA		63 %	<input type="checkbox"/> frosted	B17035M 17035
		91 %	<input checked="" type="checkbox"/> clear	B17035T 17036
KA-PRO		67 %	<input type="checkbox"/> frosted	B17064M 17064
		94 %	<input checked="" type="checkbox"/> clear	B17064T 17065
KA-COM		70 %	<input type="checkbox"/> frosted	B17179M 17179
		93 %	<input checked="" type="checkbox"/> clear	B17179T 17180
LIGER		70 %	<input type="checkbox"/> frosted	B17037M 17037
		32 %	<input checked="" type="checkbox"/> black	B17037C 17040
JUN-100		92 %	<input checked="" type="checkbox"/> clear	17165
POL-100		73 %	<input type="checkbox"/> frosted	B17166M 17166

Profile MOD-100


Ref. A18049A

Ref. arch 18049


RELATED ACCESSORIES > RELATED END CAPS

NAME	MATERIAL	COLOR	REF.
MOD-100	ABS	gray	C28025C02 24334

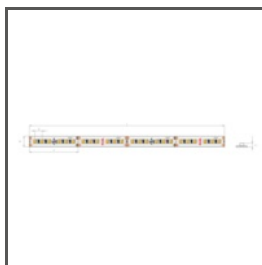
RELATED ACCESSORIES > RELATED LED > CRI 95+




K-CR-1210-24V
K-CR-1210-24
Ref. arch K-CR-1210-24V



K-CR-1220-24V
K-CR-1220-24
Ref. arch K-CR-1220-24V



K-CR-1275-24V
K-CR-1275-24
Ref. arch K-CR-1275-24V



K-CR-1820-HD-24V
K-CRHD-1820-24
Ref. arch K-CR-1820-HD-24V




K-CR-1910-HD-24V
K-CRHD-1910-24
Ref. arch K-CR-1910-HD-24V

RELATED ACCESSORIES > RELATED LED > DIM TO WARM




K-27/50-1440-24V
K-27/50-1440-24

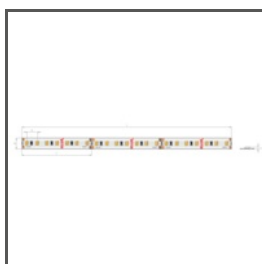
RELATED ACCESSORIES > RELATED LED > HIGH EFFICACY



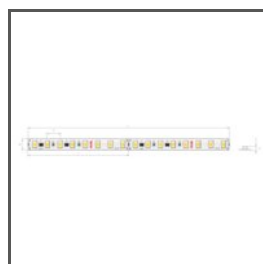
K-HE-0480-HD-24V
K-HEHD-0480-24
Ref. arch K-HE-0480-HD-24V



K-HE-0960-HD-24V
K-HEHD-0960-24
Ref. arch K-HE-0960-HD-24V



K-HE-1440-HD-24V
K-HEHD-1440-24
Ref. arch K-HE-1440-HD-24V



K-HE-1920-HD-24V
K-HEHD-1920-24
Ref. arch K-HE-1920-HD-24V

Profile MOD-100

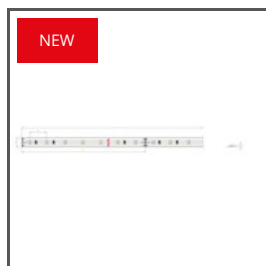
Ref. A18049A

Ref. arch 18049

RELATED ACCESSORIES > RELATED LED > WHITE MONO



K-0530-HD-24V
K-HD-0530-24
Ref. arch K-0530-HD-24V



K-0480-24V
K-0480-24
Ref. arch K-0480-24V



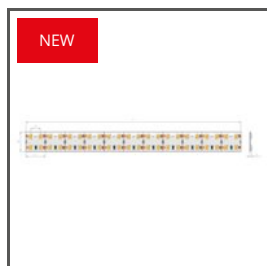
K-0960-24V
K-0960-24
Ref. arch K-0960-24V




K-1440-24V
K-1440-24
Ref. arch K-1440-24V



K-2400-24
K-2400-24



K2-1920-24
K2-1920-24




K3-2880-24
K3-2880-24


RELATED ACCESSORIES > OTHER RELATED ACCESSORIES > ADDITIONAL ITEMS



REFLECTOR
REFLEX 16-60
C24536C10
Ref. arch 17003



SCREW
2.9X6.5 DIN7981F
Z70283
Ref. arch 70283



CANOPY
Fi-60mm
C24540

RELATED ACCESSORIES > OTHER RELATED ACCESSORIES > CONNECTORS



CONNECTOR
ZM-180
C28075N00
Ref. arch 40693

Profile MOD-100

Ref. A18049A

Ref. arch 18049

RELATED ACCESSORIES > OTHER RELATED ACCESSORIES > FASTENERS AND HEADS FOR PROFILES




FASTENER

M4-12

C28118N00, C28118C10,
C28118C07

Ref. arch 42246, 42246L9010,
42246L9005

RELATED ACCESSORIES > OTHER RELATED ACCESSORIES > OTHER



GLAND

M8x1

C42265N00

Ref. arch 42265