


Profile NISA-KON

Ref. A18027

Ref. arch 18027



- Illumination of niches and coves with a small depth
- Easy maintenance

APPLICATION

- decorative lighting recessed in architectural niches

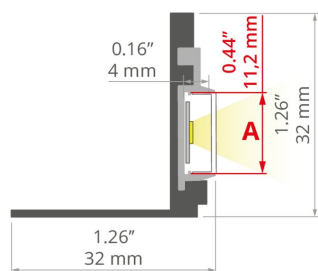
MOUNTING

- to the surface, using a dedicated mounting track and properly selected screws
- can be easily connected into runs and systems

ADDITIONAL INFORMATION

- standard lengths of KLUŚ profiles and covers: 1000 mm (tolerance ± 1.5 mm) and 2005 mm / 3010 mm (tolerance + 5 mm); for selected covers: 6050 mm, 10050 mm (tolerance + 5 mm)
- when choosing a different length of profiles / covers than available in the standard, you should additionally choose the cutting service at KLUŚ

TECHNICAL DRAWING



TECHNICAL SPECIFICATIONS

Material	aluminum
Color	■ silver non anodized
Possible fixture IP	20
Possible fixture shapes	linear
Profile cross-section	rectangular
Width	32 mm
Height	32 mm
LED gluing width A	11.2 mm
Number of LED strips A (8 mm wide)	1
Building type	Residential, Entertainment/ Arts, HoReCa object
Facility zone	wall lighting, niche/cove, conference room
The cover is cut to the length of the profile	yes
Can be easily connected into runs	yes
Mounting to drywall	yes
Wire out end cap	yes

Length	Ref
1000 mm	A18027N_1 18027NA_1
2005 mm	A18027N_2 18027NA_2

Profile NISA-KON

Ref. A18027

Ref. arch 18027


SAMPLE PROJECTS




RELATED ACCESSORIES > RELATED COVERS

NAME	MATERIAL	MATERIAL TRANSMITTANCE	COLOR	REF.
KA		PC	63 % <input type="checkbox"/> frosted	B17035M 17035
			91 % <input checked="" type="checkbox"/> clear	B17035T 17036
KA-PRO		PC	67 % <input type="checkbox"/> frosted	B17064M 17064
			94 % <input checked="" type="checkbox"/> clear	B17064T 17065
HS		PC	73 % <input type="checkbox"/> frosted	B17208M 1369
			94 % <input checked="" type="checkbox"/> clear	B17208T 1370
KA-COM		PVC	70 % <input type="checkbox"/> frosted	B17179M 17179
			93 % <input checked="" type="checkbox"/> clear	B17179T 17180
LIGER		PC	70 % <input type="checkbox"/> frosted	B17037M 17037
			32 % <input checked="" type="checkbox"/> black	B17037C 17040

RELATED ACCESSORIES > RELATED END CAPS

NAME	MATERIAL	COLOR	REF.
ONISA	 PP	<input checked="" type="checkbox"/> gray	C24100C02 24100

RELATED ACCESSORIES > RELATED LED



K-1210-12V
K-1210-12
Ref. arch K-1210-12V



K-1275-12V
K-1275-12
Ref. arch K-1275-12V



WP-K-1220-12V
KWP-1220-12
Ref. arch WP-K-1220-12V



WP-K-1275-12V
KWP-1275-12
Ref. arch WP-K-1275-12V




WP-K-1220-IP65-12V
_błąd
Ref. arch WP-K-1220-IP65-12V




K-1275-RGB-12V
K-RGB-1275-12
Ref. arch K-1275-RGB-12V

RELATED ACCESSORIES > RELATED LED > HIGH EFFICACY



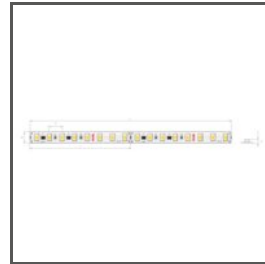
K-HE-0480-HD-24V
K-HEHD-0480-24
Ref. arch K-HE-0480-HD-24V



K-HE-0960-HD-24V
K-HEHD-0960-24
Ref. arch K-HE-0960-HD-24V



K-HE-1440-HD-24V
K-HEHD-1440-24
Ref. arch K-HE-1440-HD-24V




K-HE-1920-HD-24V
K-HEHD-1920-24
Ref. arch K-HE-1920-HD-24V

RELATED ACCESSORIES > RELATED LED > RGB / RGB-W / RGB-CTT



K-1530-RGB+W-24V
K-RGBW-1530-24
Ref. arch K-1530-RGB+W-24V



K-1920-120-RGB-24V
K-RGB-1920-120-24
Ref. arch K-1920-120-RGB-24V



WP-K-1920-120-RGB-24V
KWP-1920-120-RGB-24
Ref. arch WP-K-1920-120-RGB-24V

Profile NISA-KON

Ref. A18027

Ref. arch 18027

RELATED ACCESSORIES > RELATED LED > WHITE MONO



WP-K-1640-HD-IP65-24V

KWP-GHD-1640-24

Ref. arch WP-K-1640-HD-IP65-24V



WP-K-1910-HD-IP65-24V

KWP-GHD-1910-24

Ref. arch WP-K-1910HDIP6524V



WP-K-1220-IP65-24V

KWP-1220-IP65-24

Ref. arch WP-K-1220-IP65-24V

RELATED ACCESSORIES > OTHER RELATED ACCESSORIES > CONNECTORS



CONNECTOR

ZM-180

C28075N00

Ref. arch 40693



CONNECTOR

ZM-NA-120

C28242N00

Ref. arch 42729

RELATED ACCESSORIES > OTHER RELATED ACCESSORIES > OTHER



GLAND

6x1,2

C24517C07

Ref. arch 00802