


Profile OPAC-30

Ref. A06164

Ref. arch B6164



IP20



IP65



- Mounting to drywall
- Invisible groove edge
- Low height

APPLICATION

- main and functional lighting

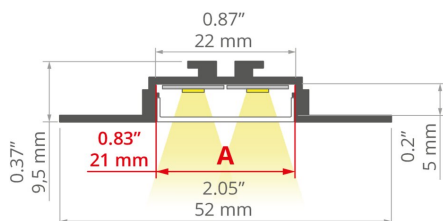
MOUNTING

- recessed, using dedicated accessories or mounting adhesive

ADDITIONAL INFORMATION

- standard lengths of KLUŚ profiles and covers: 1000 mm (tolerance ± 1.5 mm) and 2005 mm / 3010 mm (tolerance + 5 mm); for selected covers: 6050 mm, 10050 mm (tolerance + 5 mm)
- when choosing a different length of profiles / covers than available in the standard, you should additionally choose the cutting service at KLUŚ

TECHNICAL DRAWING



TECHNICAL SPECIFICATIONS

Material	aluminum
Color	■ silver anodized
Possible fixture IP	20, 65
Possible fixture shapes	linear, polygonal
Profile cross-section	rectangular
Width	52 mm
Height	9.5 mm
LED gluing width A	21 mm
Number of LED strips A (8 mm wide)	2
Building type	Residential, Commercial, HoReCa object
Facility zone	office, lobby / foyer, conference room, shop windows and exhibition
The cover is cut to the length of the profile	yes
Can be easily connected into runs	yes
Wire out back of extrusion	yes

Length	Ref
1000 mm	A06164A_1 B6164ANODA_1
2005 mm	A06164A_2 B6164ANODA_2
3010 mm	A06164A_3 B6164ANODA_3


Profile OPAC-30

Ref. A06164

Ref. arch B6164

KLUŚ Inspiring
Solutions

SAMPLE PROJECTS



Profile OPAC-30

Ref. A06164

Ref. arch B6164

RELATED ACCESSORIES > RELATED COVERS

NAME	MATERIAL	MATERIAL TRANSMITTANCE	COLOR	REF.
LIGER-22	PC	62 %	<input type="checkbox"/> frosted	B17032M 17032V1
		B17032M 17032V1TOP		
		39 %	<input checked="" type="checkbox"/> black	B17032C 17087
		47 %	<input type="checkbox"/> frosted	B17203M 00413
G-L	PMMA	69 %		B17006M 17010
		17008 17008		
		85 %	<input checked="" type="checkbox"/> semi-transparent	95 % <input checked="" type="checkbox"/> clear B17006T 17006
		85 %	<input checked="" type="checkbox"/> semi-transparent	B17006F 17017
		17008 17008		
		95 %	<input checked="" type="checkbox"/> clear	B17006T 17006
		30 %	<input checked="" type="checkbox"/> black	B17006C 17012
		G-K	PMMA	88 %
B17204F 00415				
72 %	<input type="checkbox"/> frosted			B17013M 17013
24 %	<input checked="" type="checkbox"/> black			B17013C 17014
HS-22	PC	73 %	<input type="checkbox"/> frosted	B17011M 17011
		94 %	<input checked="" type="checkbox"/> clear	B17011T 17022
MUN-22	PC	86 %	<input checked="" type="checkbox"/> semi-transparent	B17042F 17042

RELATED ACCESSORIES > RELATED END CAPS


NAME	MATERIAL	COLOR	REF.
OPAC-30	PP	<input checked="" type="checkbox"/> gray	C24045C02 24045
		<input checked="" type="checkbox"/> silver	C24045L01 24052

Profile OPAC-30

Ref. A06164

Ref. arch B6164

RELATED ACCESSORIES > RELATED LED



K-1210-12V
K-1210-12
Ref. arch K-1210-12V



K-1275-12V
K-1275-12
Ref. arch K-1275-12V



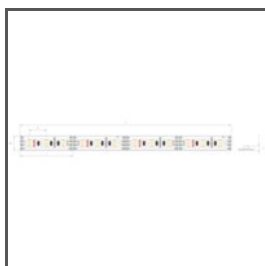
WP-K-1220-12V
KWP-1220-12
Ref. arch WP-K-1220-12V



WP-K-1275-12V
KWP-1275-12
Ref. arch WP-K-1275-12V

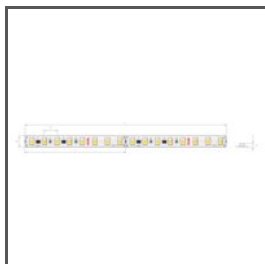


WP-K-1220-IP65-12V
_błąd
Ref. arch WP-K-1220-IP65-12V




K-1275-RGB-12V
K-RGB-1275-12
Ref. arch K-1275-RGB-12V

RELATED ACCESSORIES > RELATED LED > HIGH EFFICACY



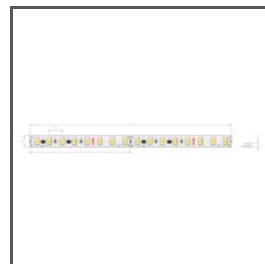
K-HE-0480-HD-24V
K-HEHD-0480-24
Ref. arch K-HE-0480-HD-24V



K-HE-0960-HD-24V
K-HEHD-0960-24
Ref. arch K-HE-0960-HD-24V



K-HE-1440-HD-24V
K-HEHD-1440-24
Ref. arch K-HE-1440-HD-24V



K-HE-1920-HD-24V
K-HEHD-1920-24
Ref. arch K-HE-1920-HD-24V


RELATED ACCESSORIES > RELATED LED > RGB / RGB-W / RGB-CTT




K-1530-RGB+W-24V
K-RGBW-1530-24
Ref. arch K-1530-RGB+W-24V



WP-K-1530-RGB+W-24V
KWP-RGBW-1530-24
Ref. arch WP-K-1530-RGB+W-24V



K-1920-120-RGB-24V
K-RGB-1920-120-24
Ref. arch K-1920-120-RGB-24V



WP-K-1920-120-RGB-24V
KWP-1920-120-RGB-24
Ref. arch WP-K-1920-120-RGB-24V

Profile OPAC-30

Ref. A06164

Ref. arch B6164

RELATED ACCESSORIES > RELATED LED > WHITE MONO



WP-K-1640-HD-IP65-24V

KWP-GHD-1640-24

Ref. arch WP-K-1640-HD-IP65-24V



WP-K-1910-HD-IP65-24V

KWP-GHD-1910-24

Ref. arch WP-K-1910HDIP6524V



WP-K-1220-IP65-24V

KWP-1220-IP65-24

Ref. arch WP-K-1220-IP65-24V

RELATED ACCESSORIES > OTHER RELATED ACCESSORIES > CONNECTORS



CONNECTOR

ZM-180

C28075N00

Ref. arch 40693



CONNECTOR

ZM-60

C28243N00

Ref. arch 42736

RELATED ACCESSORIES > OTHER RELATED ACCESSORIES > OTHER



GLAND

6,4x3

C42264C07

Ref. arch 42264

Profile OPAC-30

Ref. A06164

Ref. arch B6164

RELATED ACCESSORIES > OTHER RELATED ACCESSORIES > PROFILE MASKING COVERS




MASKING COVER

MP-22

C28261L01_0.25,
C28261L10_0.25,
C28261L07_0.25

Ref. arch 17167, 17167L9010,
17167L9005

RELATED ACCESSORIES > OTHER RELATED ACCESSORIES > SPRINGS FOR RECESSED MOUNT AND MOUNTING TRACKS



SPRING

KMA

C24503N00

Ref. arch 00838