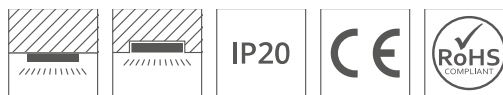


Profile TAMI

Ref. A05390

Ref. arch B5390



- Simplified design
- Minimum height

APPLICATION

- furniture and functional lighting

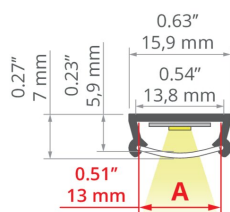
MOUNTING

- to the surface or recessed, using dedicated accessories, properly selected screws, with double-sided adhesive tape or mounting adhesive
- easy assembly and disassembly by snapping in and out

ADDITIONAL INFORMATION

- cover with a simplified structure
- standard lengths of KLUŚ profiles and covers: 1000 mm (tolerance ± 1.5 mm) and 2005 mm / 3010 mm (tolerance + 5 mm); for selected covers: 6050 mm, 10050 mm (tolerance + 5 mm)
- when choosing a different length of profiles / covers than available in the standard, you should additionally choose the cutting service at KLUŚ

TECHNICAL DRAWING



TECHNICAL SPECIFICATIONS

Material	aluminum
Possible fixture IP	20
Possible fixture shapes	linear, polygonal
Profile cross-section	rectangular
Width	15.9 mm
Height	7 mm
LED gluing width A	13 mm
Number of LED strips A (8 mm wide)	1
Building type	Residential, Retail, HoReCa object
Facility zone	kitchen, bathroom, furniture, advertising / POS, shop windows and exhibition, niche/cove
Easy assembly and disassembly by snapping in and out	yes
The cover is cut to the length of the profile	yes
Wire out end cap	yes
Wire out back of extrusion	yes


Color	Length	Ref
■ silver non anodized	1000 mm	A05390N_1 B5390NA_1
	2005 mm	A05390N_2 B5390NA_2
■ silver anodized	1000 mm	A05390A_1 B5390ANODA_1
	2005 mm	A05390A_2 B5390ANODA_2

Profile TAMI

Ref. A05390

Ref. arch B5390

SAMPLE PROJECTS




RELATED ACCESSORIES > RELATED COVERS

NAME	MATERIAL	MATERIAL TRANSMITTANCE	COLOR	REF.
T	PMMA	83 %	<input type="checkbox"/> frosted	B17015M 17015


RELATED ACCESSORIES > RELATED END CAPS

NAME	MATERIAL	COLOR	REF.
TAMI EKO	PP	<input type="checkbox"/> white	C20051C10 20051


RELATED ACCESSORIES > RELATED LED



K-1210-12V
K-1210-12
Ref. arch K-1210-12V



K-1275-12V
K-1275-12
Ref. arch K-1275-12V



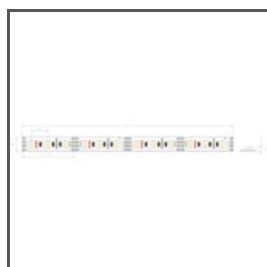
WP-K-1220-12V
KWP-1220-12
Ref. arch WP-K-1220-12V



WP-K-1275-12V
KWP-1275-12
Ref. arch WP-K-1275-12V



WP-K-1220-IP65-12V
_błąd
Ref. arch WP-K-1220-IP65-12V



K-1275-RGB-12V
K-RGB-1275-12
Ref. arch K-1275-RGB-12V

RELATED ACCESSORIES > RELATED LED > CRI 95+




WP-K-CR-1210-24V
KWP-CR-1210-24
Ref. arch WP-K-CR-1210-24V



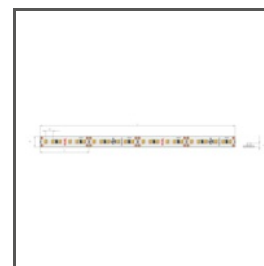
WP-K-CR-1220-24V
KWP-CR-1220-24
Ref. arch WP-K-CR-1220-24V




WP-K-CR-1275-24V
KWP-CR-1275-24
Ref. arch WP-K-CR-1275-24V




K-CR-1210-24V
K-CR-1210-24
Ref. arch K-CR-1210-24V




K-CR-1220-24V
K-CR-1220-24
Ref. arch K-CR-1220-24V



K-CR-1275-24V
K-CR-1275-24
Ref. arch K-CR-1275-24V




K-CR-1820-HD-24V
K-CRHD-1820-24
Ref. arch K-CR-1820-HD-24V




K-CR-1910-HD-24V
K-CRHD-1910-24
Ref. arch K-CR-1910-HD-24V

RELATED ACCESSORIES > RELATED LED > HIGH EFFICACY



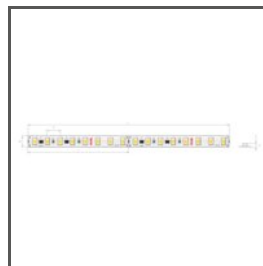
K-HE-0480-HD-24V
K-HEHD-0480-24
Ref. arch K-HE-0480-HD-24V



K-HE-0960-HD-24V
K-HEHD-0960-24
Ref. arch K-HE-0960-HD-24V



K-HE-1440-HD-24V
K-HEHD-1440-24
Ref. arch K-HE-1440-HD-24V



K-HE-1920-HD-24V
K-HEHD-1920-24
Ref. arch K-HE-1920-HD-24V


RELATED ACCESSORIES > RELATED LED > RGB / RGB-W / RGB-CTT



K-1530-RGB+W-24V
K-RGBW-1530-24
Ref. arch K-1530-RGB+W-24V



K-1920-120-RGB-24V
K-RGB-1920-120-24
Ref. arch K-1920-120-RGB-24V



WP-K-1920-120-RGB-24V
KWP-1920-120-RGB-24
Ref. arch WP-K-1920-120-RGB-24V

RELATED ACCESSORIES > RELATED LED > WHITE MONO



WP-K-1640-HD-IP65-24V
KWP-GHD-1640-24
Ref. arch WP-K-1640-HD-IP65-24V



WP-K-1910-HD-IP65-24V
KWP-GHD-1910-24
Ref. arch WP-K-1910HDIP6524V



WP-K-1220-IP65-24V
KWP-1220-IP65-24
Ref. arch WP-K-1220-IP65-24V

RELATED ACCESSORIES > OTHER RELATED ACCESSORIES > ADDITIONAL ITEMS



CANOPY
Fi-60mm
C24540

RELATED ACCESSORIES > OTHER RELATED ACCESSORIES > CONDUCTIVE FASTENERS AND HEADS FOR PROFILES



HEAD
ZO
C28115N00
Ref. arch 42217




FASTENER
PUSZ-LIN-MR
C28163N00, C28163L10,
C28163L07
Ref. arch 42278, 42278L9010,
42278L9005



FASTENER
FI-8-LIN-MR
C28172N00, C28172L10,
C28172L07
Ref. arch 42287, 42287L9010,
42287L9005

RELATED ACCESSORIES > OTHER RELATED ACCESSORIES > CONNECTORS



CONNECTOR
PD-MICRO
C42150N00
Ref. arch 42150

RELATED ACCESSORIES > OTHER RELATED ACCESSORIES > FASTENERS AND HEADS FOR PROFILES



HEAD
ST
C28114N00
Ref. arch 42216



HEAD
BZP
C28113N00
Ref. arch 42213

RELATED ACCESSORIES > OTHER RELATED ACCESSORIES > MOUNTING BRACKETS



MOUNTING BRACKET
PDS-STN
C24190N00
Ref. arch 24190



MOUNTING BRACKET
PDS
C24189C02, C24223C10
Ref. arch 24189, 24223



MOUNTING BRACKET
PDS-STN-90G
C24370N00, C24370L07,
C24370L10
Ref. arch 24370, 24370RAL9005,
24370RAL9010



MOUNTING BRACKET
PDS-STN-90D
C24367N00, C24367L07,
C24367L10
Ref. arch 24367, 24367RAL9005,
24367RAL9010



MOUNTING BRACKET
PDS-STN-ALFA
C28060N00
Ref. arch 24426



MOUNTING BRACKET
PDS-STN-60D
C24457N00
Ref. arch 24457



MOUNTING BRACKET
PDS-STN-45D
C24456N00
Ref. arch 24456

RELATED ACCESSORIES > OTHER RELATED ACCESSORIES > OTHER




GLAND
6x1,2
C24517C07
Ref. arch 00802

RELATED ACCESSORIES > OTHER RELATED ACCESSORIES > SUSPENSION AND MOUNTING SETS



FASTENER SET

W1
C28203N00
Ref. arch 42602



FASTENER SET

W2
C28204N00
Ref. arch 42603



FASTENER SET

M3
C28182N00
Ref. arch 42303



FASTENER SET

M4
C28180N00
Ref. arch 42301




FASTENER SET

M5
C28181N00
Ref. arch 42302




FASTENER SET

W6
C28205N00
Ref. arch 42604



FASTENER SET

W9
C28207N00
Ref. arch 42607



FASTENER SET

W10
C28208N00
Ref. arch 42608



FASTENER SET

RG-1
C28230P00, C28230P01,
C28230L10, C28230L07
Ref. arch 42647N1, 42647GSS,
42647L9010, 42647L9005