

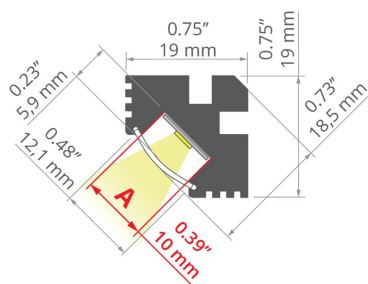
Profile TAN-C5

Ref. A05391

Ref. arch B5391



TECHNICAL DRAWING



- Simplified design
- Installation in corners
- Lighting angle: 45 Degrees

APPLICATION

- furniture and functional lighting

MOUNTING

- to the surface, using dedicated accessories, mounting adhesive or double-sided adhesive tape
- easy assembly and disassembly by snapping in and out

ADDITIONAL INFORMATION

- cover with a simplified structure
- standard lengths of KLUŚ profiles and covers: 1000 mm (tolerance ± 1.5 mm) and 2005 mm / 3010 mm (tolerance + 5 mm); for selected covers: 6050 mm, 10050 mm (tolerance + 5 mm)
- when choosing a different length of profiles / covers than available in the standard, you should additionally choose the cutting service at KLUŚ

TECHNICAL SPECIFICATIONS

Material	aluminum
Possible fixture IP	20
Possible fixture shapes	linear
Profile cross-section	angled
Width	19 mm
Height	19 mm
LED gluing width A	10 mm
Number of LED strips A (8 mm wide)	1
Lighting at an angle	45
Building type	Residential, Retail, HoReCa object
Facility zone	office, kitchen, bathroom, furniture, niche/cove, advertising / POS, shop windows and exhibition
Easy assembly and disassembly by snapping in and out	yes
The cover is cut to the length of the profile	yes
Wire out end cap	yes

Color	Length	Ref
■ silver anodized	1000 mm	A05391A_1 B5391ANODA_1
	2005 mm	A05391A_2 B5391ANODA_2
■ silver non anodized	1000 mm	A05391N_1 B5391NA_1
	2005 mm	A05391N_2 B5391NA_2

Profile TAN-C5

Ref. A05391

Ref. arch B5391

Wire out back of extrusion

yes

SAMPLE PROJECTS




RELATED ACCESSORIES > RELATED COVERS

NAME	MATERIAL	MATERIAL TRANSMITTANCE	COLOR	REF.
T	PMMA	83 %	<input type="checkbox"/> frosted	B17015M 17015

RELATED ACCESSORIES > RELATED END CAPS

NAME	MATERIAL	COLOR	REF.
TAN-C5 EKO	PP	<input type="checkbox"/> white	C20052C10 20052

RELATED ACCESSORIES > RELATED LED



K-1210-12V
K-1210-12
Ref. arch K-1210-12V



K-1275-12V
K-1275-12
Ref. arch K-1275-12V



WP-K-1220-12V
KWP-1220-12
Ref. arch WP-K-1220-12V



WP-K-1275-12V
KWP-1275-12
Ref. arch WP-K-1275-12V




WP-K-1220-IP65-12V
_błąd
Ref. arch WP-K-1220-IP65-12V

Profile TAN-C5

Ref. A05391

Ref. arch B5391




K-1275-RGB-12V

K-RGB-1275-12

Ref. arch K-1275-RGB-12V

RELATED ACCESSORIES > RELATED LED > CRI 95+



WP-K-CR-1210-24V

KWP-CR-1210-24

Ref. arch WP-K-CR-1210-24V



WP-K-CR-1220-24V

KWP-CR-1220-24


Ref. arch WP-K-CR-1220-24V



WP-K-CR-1275-24V

KWP-CR-1275-24

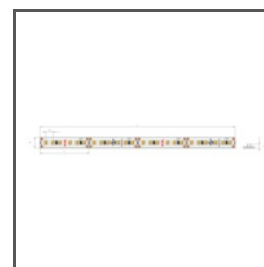
Ref. arch WP-K-CR-1275-24V



K-CR-1210-24V

K-CR-1210-24

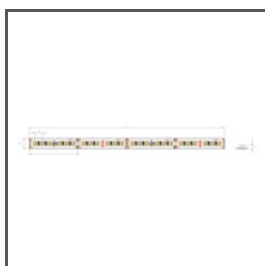
Ref. arch K-CR-1210-24V



K-CR-1220-24V

K-CR-1220-24


Ref. arch K-CR-1220-24V



K-CR-1275-24V

K-CR-1275-24


Ref. arch K-CR-1275-24V



K-CR-1820-HD-24V

K-CRHD-1820-24

Ref. arch K-CR-1820-HD-24V

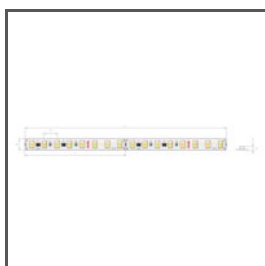


K-CR-1910-HD-24V

K-CRHD-1910-24

Ref. arch K-CR-1910-HD-24V


RELATED ACCESSORIES > RELATED LED > HIGH EFFICACY



K-HE-0480-HD-24V

K-HEHD-0480-24

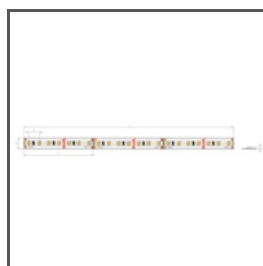
Ref. arch K-HE-0480-HD-24V



K-HE-0960-HD-24V

K-HEHD-0960-24

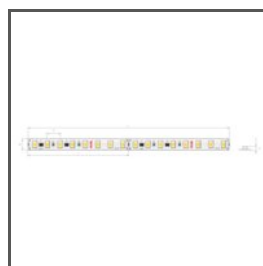
Ref. arch K-HE-0960-HD-24V



K-HE-1440-HD-24V

K-HEHD-1440-24

Ref. arch K-HE-1440-HD-24V



K-HE-1920-HD-24V

K-HEHD-1920-24

Ref. arch K-HE-1920-HD-24V

Profile TAN-C5


Ref. A05391

Ref. arch B5391


RELATED ACCESSORIES > RELATED LED > RGB / RGB-W / RGB-CTT



K-1530-RGB+W-24V
K-RGBW-1530-24
Ref. arch K-1530-RGB+W-24V



K-1920-120-RGB-24V
K-RGB-1920-120-24
Ref. arch K-1920-120-RGB-24V



WP-K-1920-120-RGB-24V
KWP-1920-120-RGB-24
Ref. arch WP-K-1920-120-RGB-24V

RELATED ACCESSORIES > RELATED LED > WHITE MONO



WP-K-1910-HD-IP65-24V
KWP-GHD-1910-24
Ref. arch WP-K-1910HDIP6524V

RELATED ACCESSORIES > OTHER RELATED ACCESSORIES > CONDUCTIVE FASTENERS AND HEADS FOR PROFILES



HEAD
45-ZZ
C28112N00
Ref. arch 42212

RELATED ACCESSORIES > OTHER RELATED ACCESSORIES > FASTENERS AND HEADS FOR PROFILES



HEAD
45-ST
C28111N00
Ref. arch 42210



FASTENER
DP-45-MOC
C28256N00
Ref. arch 00652

Profile TAN-C5

Ref. A05391

Ref. arch B5391

RELATED ACCESSORIES > OTHER RELATED ACCESSORIES > MOUNTING BRACKETS



MOUNTING BRACKET

45-STN

C24144N00, C24262L07,
C24265L10

Ref. arch 24144, 24262, 24265

RELATED ACCESSORIES > OTHER RELATED ACCESSORIES > OTHER



GLAND

6x1,2

C24517C07

Ref. arch 00802